

1




Requirements (kit contents)

1. MK9 main box
(XX ver. HD installed)
2. IO PCB
3. Wood screws

2

Remove existing main box

» Remove all connectors on current main box



3



Install new main box

» Install new MK9 main box and connect all connectors



4

Connect IO PCB



- » Connect connectors to main box
- » USB connector on IO PCB can connect to any USB port on the new MK9 main box

5

Mount IO PCB

